

**CHAPTER**

**25**

**EQUIPMENT / FURNISHINGS**

CHAPTER 25  
EQUIPMENT / FURNISHINGS

CH-SC-SU	Schem	Page	Sheet	Date	CH-SC-SU	Schem	Page	Sheet	Date
25-EFFECTIVE PAGES									
		1		Mar 07/2012					
		2		BLANK					
25-CONTENTS									
		1		Jun 30/2009					
		2		BLANK					
25-ALPHABETICAL INDEX									
		1		May 02/2008					
		2		BLANK					
25-29-11									
		101		Jan 11/2006					
25-31-11									
		101		Jun 30/2009					
		102		Jun 30/2009					

A = Added, R = Revised, D = Deleted, O = Overflow

**25-EFFECTIVE PAGES**Page 1  
Mar 07/2012

D280A238

BOEING PROPRIETARY - Copyright © Unpublished Work - See title page for details

**CHAPTER 25  
EQUIPMENT / FURNISHINGS**

Title	CH-SC-SU	Schem	Page	Sheet	Date	Effectivity
<b><u>PASSENGER COMPARTMENT SERVICE OUTLETS</u></b>						
SERVICE OUTLETS	25-29-11		101		Jan 11/2006	ALL
<b><u>GALLEY</u></b>						
GALLEY POWER	25-31-11		101		Jun 30/2009	YD001-YD006
			102		Jun 30/2009	YD007-YD020

For training purposes only!



CHAPTER 25  
EQUIPMENT / FURNISHINGS

CH-SC-SU	Title
25-31-11	GALLEY POWER
25-29-11	SERVICE OUTLETS

CH-SC-SU	Title

For training purposes only!

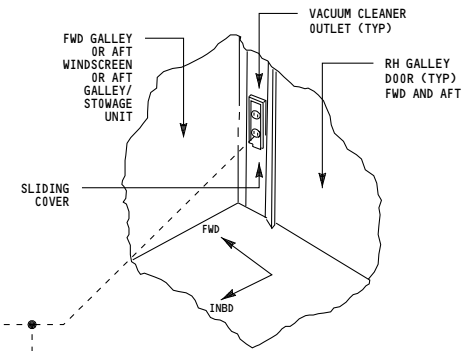
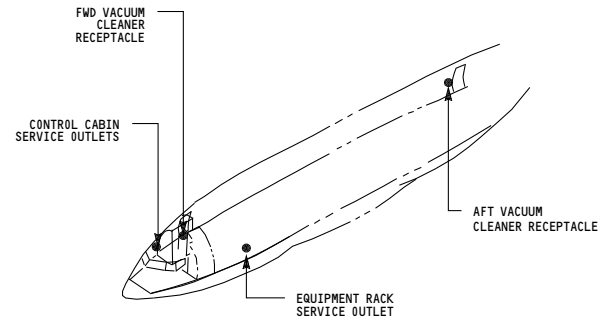
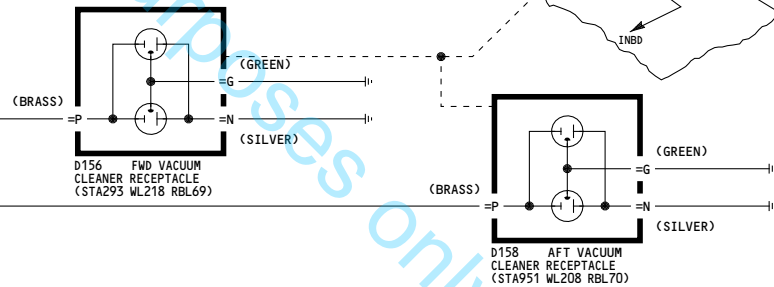
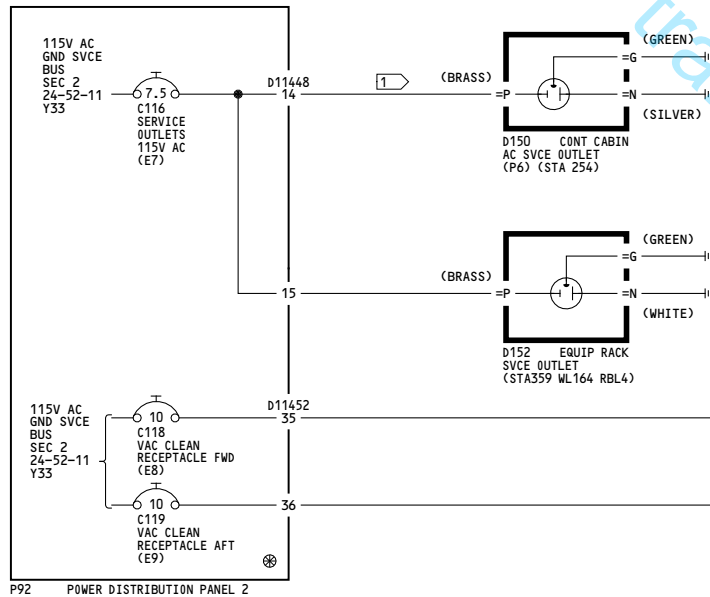
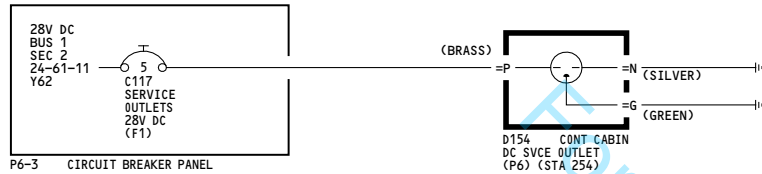
25-ALPHABETICAL INDEX

D280A238

BOEING PROPRIETARY - Copyright © Unpublished Work - See title page for details

AA  
1

WIRING DIAGRAMS  
25-29-11



**NOTES:**

1. KEEP AC AND STATIC GROUNDS SEPARATED.
2. OUTLET CONTACTS ARE BRASS (POWER), SILVER (NEUTRAL, AND GREEN (GROUND)

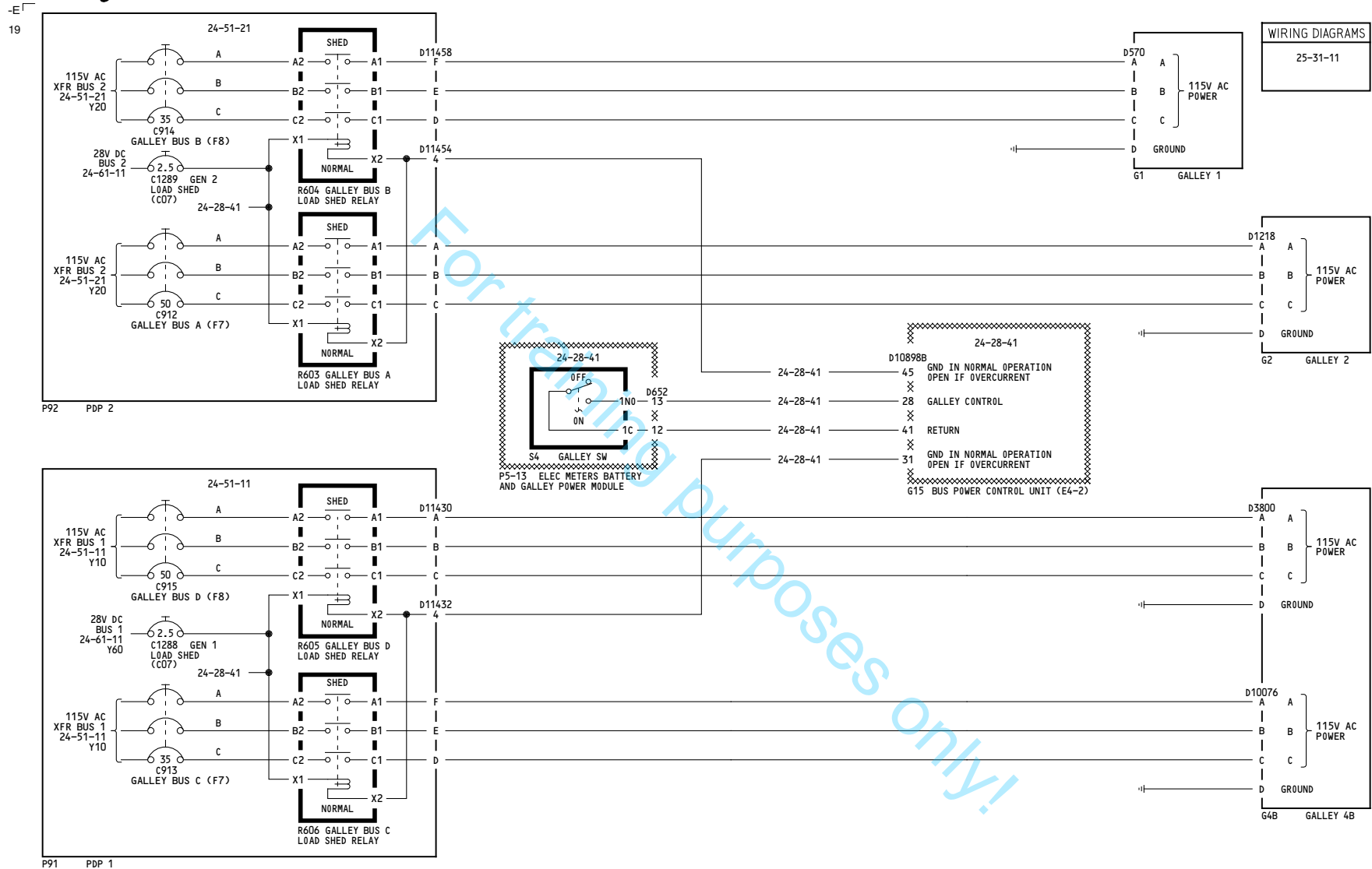
1 THIS WIRE MAY BE BUNDLED WITH CATEGORY 2 WIRES FOR NO MORE 20 FEET (FROM P92 TO DISCONNECT BRACKET AP0600B)

ALL	SERVICE OUTLETS
	D280A238

**25-29-11**

Page 101

Jan 11/2006



YD001-YD006

GALLEY POWER

D280A238

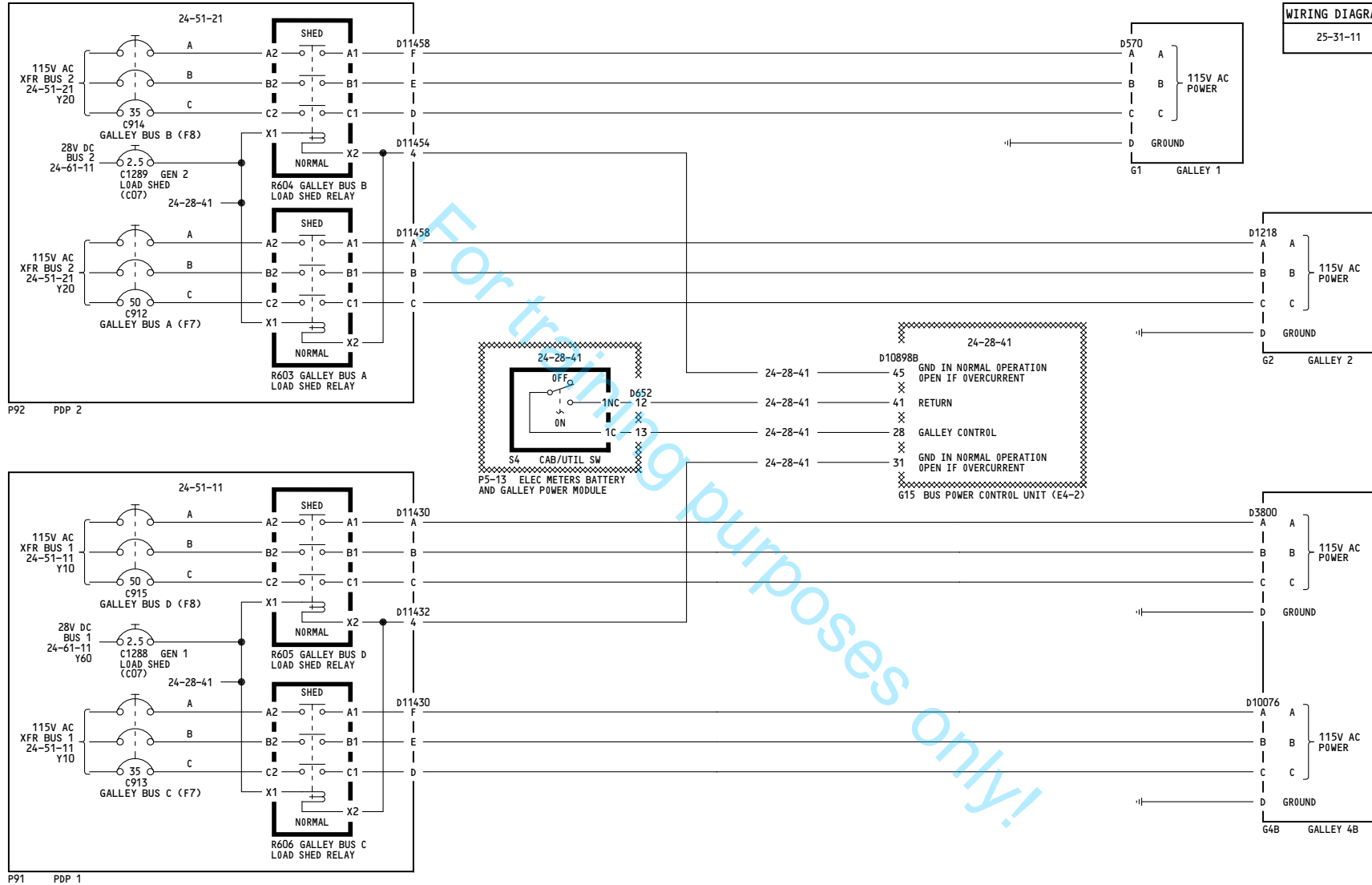
25-31-11

Page 101

Jun 30/2009

-E  
50

WIRING DIAGRAMS  
25-31-11



YD007-YD020

GALLEY POWER

D280A238

25-31-11

Page 102

Jun 30/2009